


THE WINDSOCK

PUBLICATION OF THE TRI-LAKES R/C FLYING CLUB

EDITOR - DON JOHNSON - 49 Nottingham Rd, KIMBERLING CITY, MO 65686

(417) 779-5340 e-mail dmj@tri-lakes.net

CLUB WEB SITE <http://www.bransonrc.org>



VOLUME 8 ISSUE 8

AUGUST 2001

AUGUST MEETING

AUGUST 14, 7:30 PM
ROCKY TOP FIELD. In case of bad weather meet at the Branson Community Center

Program

Fly before the meeting. Bring your new planes and projects in progress for show and tell.

TRI-LAKES R/C FLYING CLUB

PRESIDENT

JOHN WOODS 338-8419

VICE-PRESIDENT

RAY DIXSON 870 426-4310

SECRETARY

HOWARD SHIRE 779-5069

TREASURER

ERV ROHDE 538-2439

SAFETY OFFICER

ERV ROHDE 538-2439

FIELD MARSHALL

HOWARD SHIRE 779-5069

INSTRUCTORS

MIKE ANDERSON 272-3155

RAY DIXSON 870 426-4310

ROSCOE FUDGE 336-5841

DON LIVERMORE 823-8899

ERV ROHDE 538-2439

CHRIS RUST 546-6681

JIM STUART 546-6255

JOHN WOODS 338-8419

THE PRESIDENT'S CORNER

Well I hope everyone has been enjoying the heat as much as I have. The temperature has really been putting a cramp in my flying time. Can't seem to get out as much when it's in the 100's. Kind of melts my enthusiasm.

Even my garage is hot so haven't been repairing the planes I need to fix. I do

need to fix my float plane to make it to the Springfield float Fly on the 18th. That is a neat event so hope all the new members will get out to watch and participate, if you like. Lots of really nice planes and many excellent pilots.

It was very thoughtful of TPA Hobbies to offer and donate a Top Gun trophy this year. We appreciate Mike and Bob helping our Club – thank you!!

I'll close for now and start fixing a few things to fly. Hope to see you all at the field.

Happy Landings.....JOHN

SAFETY MESSAGE FROM ERV

When you go to the field in this hot weather, bring some water to drink with you.

TRI-LAKES FLYING CLUB MEETING MINUTES

JULY 10, 2001

President John Woods called the meeting to order at 7:07 P.M. at Rocky Top flying field. All officers were present. There were 17 members present including the officers. The minutes of the June meeting were accepted as written in the July newsletter.

Treasurer Erv Rohde reported a balance of \$1487.88. Sam Noe won the 50/50 raffle; he received half of the \$15.00 collected.

Reeder Jones of Hollister was welcomed as a new member of the club.

Committee Reports: None

Announcements and Old Business:

Winners of the June Fun Fly were announced. First place went to Ray Dixson. The next Fun Fly will be held August 25th because of the conflict with the Float fly in Springfield on the 18th. Contest rules will be announced at the August meeting. The Fun Fly will start with a pilot's meeting at 2:00 P.M. Many of the pilots have complained about flying in the morning with the sun in their eyes. If the new schedule works out future fun flies will start at this time.

Hot dogs and soda will be available at noon on the day of the Fun Fly for those interested. It was decided to charge \$1.00 per hot dog and \$.50 per soda since the voluntary system fell short of our expenses. We didn't plan this as a moneymaker but we don't feel that it should be a club expense either.

It was noted that someone using the gate had fastened the locks in such a fashion that one lock could be lost when our lock is removed. Members are urged to use caution and make sure that when they lock the gate that opening any lock will open the gate.

The subject of frequency pins was brought up again. It is important that the pins be replaced on the frequency board after you are done flying. The board is our key to preventing radio interference. Please be considerate of the other flyers and return the pins to the board after your flight if others are waiting to fly on that frequency.

THE EDITORS NOTE PAD

Kind of out of the local model scene for this month. Spent the last two and a half weeks running around Europe. Spent several days in Germany, Austria and Switzerland with day trips into France, Italy, Liechtenstein and Hungary. The tour we were on was enjoyable but the flights over and back were killers—full aircraft and airports all the way.

Traveling with the Halberts, Jim and I tried to find hobby shops and modeling activities wherever we went. Didn't have much luck but Jim finally found a fairly good model section in a department store and bought a couple of Graupner electric motors. Be interesting to know if he got a good deal or if he would have done better through Hobby Lobby.

While having lunch in Liechtenstein noticed the Cap 232, pictured below, next to the restaurant. Not sure why the plane was there but it didn't have a motor. Made a good picture though.

Time to land for this month.



Program: Ray Dixson showed the Ultra stick that he had built with flaps.

Howard Shire

Hints & Tips

Seeing Clearly

by Lynn Williams

Far out in the parking lot early in the morning at the TNT, a flier who shall remain unnamed was sighted applying a secret substance to his eyeglasses in preparation for the day's flying. Okay! I am willing to come out of the closet on this one since I have been using this substance for about six months and it really seems to help. The substance is RainX®! Originally sold as a treatment for auto exterior glass, it seems to leave a very thin, clear, transparent polymer substance on the glass which seems to slightly sharpen the image and increase the surface tension, making water bead up instead of spreading on the glass.

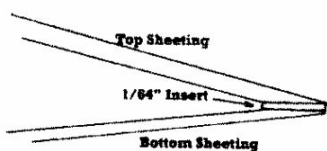
This product is available in two useful forms. Apply RainX® in the yellow bottle to perfectly clean glass, then allow the solvent carrier to evaporate, then polish with a soft tissue until clear. The other method is to use the RainX® Glass Cleaner, which works much like Windex. RainX® is easily found at supermarkets and auto parts stores. The RainX® glass cleaner I have found only at Albertson's in the Automotive chemical section. The results you obtain with this product may vary. Have your eyes checked every two years at least. 20/20 vision means you can see a 20-degree arc in a circle (pie chart) at 20 feet. 20/15 vision means you can see a 15 degree arc at 20 feet (better). Birds of prey are thought to have 20/10 vision or better!

from *Update*
Soaring League of North Texas
Mike Glass, editor
Dallas TX

Building Tip

by Ray Orr

If you have a wing or tail surface that has overlapping sheets which form the training edge, put a strip of 1/64-inch ply between the sheeting to provide a harder edge for sanding or finishing.



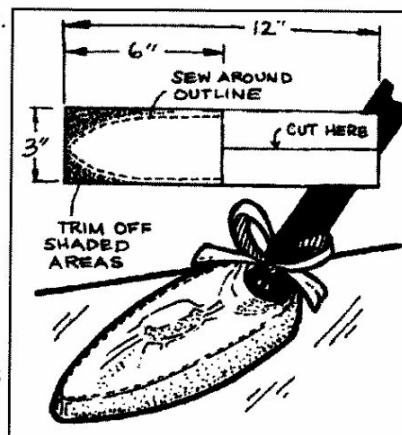
from *Radio Flyer*
Pikes Peak Radio Control Club
Bill Sanderman, editor
Colorado Springs CO

Sock 'em Up

by Randy Lipscomb

William Hervoy, of Waukegan IL, paid a little more attention in home economics than the rest of us guys, and he's laughing all the way to the bank. I'll bet that most of you have taken the easy way out and have gone to the hobby shop to purchase a cloth boot to slip over

your covering iron. Not William! In an all out Boy Scout attack on this outrageous expenditure of money, Mr. Hervoy has come up with a very cost effective method for solving the same dilemma. He goes to his



neighborhood fabric store and buys a yard of white flannel. So far, the outlay of cash has been about two dollars. This fabric will produce approximately 40 iron boots, bringing our investment to five cents per boot. Who's laughing now? Cut the material into three-inch wide strips in six-inch and 12-inch lengths. You will need one of each length for one boot. Trace the iron onto the smaller piece and then line this one up on top of a larger piece. Sew around the line you traced on the six-inch pattern and then cut off the excess material around the sewn line. With a pair of scissors, cut the side opposite the pointy end of the iron in half, length-wise. Turn the boot inside out and slip the iron inside. Use the two strips of material to lace the boot onto the handle portion of the iron. With William's design, you get twice the life out of your boot by turning the whole thing over and relacing it when one side becomes scruffy looking. He was kind enough to enclose a sample of his handiwork, and I can tell you that it works great! Thanks, William.

from *The Altimeter*
Clarksburg Model Aviation Club
Richard Rader, editor
Bridgeport WV

Flight Log

by Edward Russell

I recommend that everyone should try to maintain a log for each of their planes, especially a new airplane. This will add greater interest to your flying. Entries in the log should contain date, time, weather, and a short summary, number of flights, failures, success, etc. I consider a flight as a takeoff and landing. I have maintained a log on my Seniorita and it now has reached 533 flights without incidence or engine failure. Remember, a well-maintained airplane will look better, fly better, fly longer, and provide more joy.

from *Talespins*
Aeromasters MAC
David Hoe, editor
Fredericksburg VA

Fun Fly

When? August 25th

BBQ starts at noon—pilot's meeting at 2 PM

Where? Rocky Top Field

There will be three events. One will be a TAXI EVENT with gates and balloons. Another will be a CLIMB AND GLIDE EVENT with a spot landing and the last will be a TWO MINUTE TIMED EVENT with a twist.

Pilots can use any heavier than air craft they want in any event.

Novice pilots (meaning new or inexperienced) are encouraged to enter and will be given bonus points and can have an instructor stand by in case of trouble.

COME JOIN THE FUN

Below left is Rich Berthold's Ultra Sport 40 ARF. Sharp looking plane. The picture does not do justice to the panel lines and fine detail. Looks like the details are printed on the back side of clear plastic covering. Now if Rich would just install some retracts he could probably pick up a little more speed.



NEW CLUB MEMBERS

We have picked up two new Club members since the July meeting, bringing our total membership for 2001 to 54.

Reeder Jones joined the Club in July. He and wife Becky live in Hollister. Phone 417 336-5427 and e-mail rebjones@fidnet.com.

James O'Marr III is our newest member. He and wife Carla live in Springfield. Phone 417 423-8807 and e-mail jlomarriiii@aol.com.

Welcome to the Club, Reeder and James. We are glad to have you join us!



You mean that if you push the right stick up the plane goes down and if you pull the stick down the plane goes up? Why do they do it that way? Actually Mike Anderson and Ray Dixson are working hard at setting up Mike's new Ultra Stick 40 ARF so that the plane will do the CROW, or in glider language the BUTTERFLY. That's when you set up the plane with four aileron/flap servos. When in the Crow mode the two inside flaps go down and the two outside ailerons go up, creating a lot of drag and allowing the plane to be landed from an almost vertical dive. Looks scary but it works. After much button pushing the Ultra Stick is ready to go and is shown below on its initial take off. Every thing went well except when Mike pulled out of the dive he was over the weeds not the runway. Takes Practice! This is the third Club plane set up this way. Ray Dixson and Ray Wommack have the other two.



TRI-LAKES FINANCIAL STATEMENT			
		JUL	Y T D
BALANCE	07/01/2001	\$ 1,487.88	\$ 1,374.96
INCOME-DUES		\$ 80.00	\$ 1,270.36
INCOME-MISC		\$ 17.50	\$ 207.00
INCOME SHIRTS		\$ 16.00	\$ 561.00
INCOME-BBQ			\$ 63.90
EXPENSE-FIELD		\$ 17.44	\$ 1,089.03
EXPENSE-NEWSLETTER		\$ 6.80	\$ 170.51
EXPENSE-SHIRTS			\$ 556.62
EXPENSE-BBQ			\$ 83.92
BALANCE	08/01/2001	\$ 1,577.14	\$ 1,577.14

COMING EVENTS

August 18 & 19 Float Fly. Springfield Lake. Sponsor Springfield Black Sheep RC Flying Club. See August issue of Model Aviation for more details.

August 25 Sat Tri-Lakes August Fun Fly. Rocky Top Field. BBQ at noon. Pilots meeting at 2PM, three events to follow.

September 15 & 16 NEW MILLENIUM PATTERN CONTEST. Sponsor Springfield R/C Flying Club. Entry fee \$25. Registration 8 AM, Pilots Meeting at 9 AM. For more info call Dan Curtis at 417 887-2971 or e-mail warrior523@home.com

TRI-LAKES R/C FLYING CLUB

Don Johnson - Editor
 49 Nottingham Road
 Kimberling City, MO 65686

