


# THE WINDSOCK

PUBLICATION OF THE TRI-LAKES R/C FLYING CLUB

EDITOR - DON JOHNSON - 272 SOUTH PORT LN Unit 33, KIMBERLING CITY, MO 65686  
(417) 779-5340 e-mail donmarj@lvbw.net

CLUB WEB SITE <http://www.bransonrc.org>



VOLUME 15 ISSUE 5

MAY 2008

## IT'S ALL IN THE DETAILS



For those that know Sid Beckham you will recognize him as the pilot of this Piper Pawnee crop duster. The white mustache and big hat is a dead giveaway. Many people feel that a good scale model demands a good scale pilot. Sid has certainly done well with this one. For more info on the Pawnee check out more details on page 4.

## THE PRESIDENT'S CORNER

Hello Pilots

Not much from here, sorry to say I was in the hospital twice in the past 3 weeks, however now doing fine.

I did go out to the field yesterday, Monday 5 May, and tried to fly. When I say try, the grass was impossible. I called Howard Shire and he went out and mowed. Thanks Howie.

Our last meeting was interrupted by the fire alarm and we didn't get to see the program that Jack McEvoy had for us, maybe next time.

The May meeting is at Rocky Top Field on the 13th, so see you out there.

Cheers, Dave

## THE EDITOR'S NOTE PAD

Here's a couple of things to keep in mind. Our May meeting will be at Rocky Top Field May 13th instead of at the Branson RecPlex. Secondly the April Fun Fly was cancelled a couple of times and is now scheduled for May 17th. Hope we will have a good turnout for this event!

The annual SMALL event will be held in Little-rock the last weekend in May and is for engines of .26 or less or equivalent electric. It also has control line and free flight (rubber) as well as one night of indoor flying. See or call Don Johnson if you are interested.

Went to the field Tuesday and took three planes. One was a 4-star 40 converted to electric and dolled up like a PT-19. It flew well. The other two were my own design, a Waterman Gosling Mercury Racer and a Bel-lanca Aircruiser. Both crashed. The Air-cruiser will be repaired and tried one more time but the Mercury Racer will be retired. After my current project I will probably hang up my T-square and triangle and stick with known flyable designs or even maybe an ARF. Actually the CA and balsa dust is getting a little tough to take.

Time to land for this month.....ed.

TRI-LAKES FINANCIAL STATEMENT 2008			
		APR	Y T D
BALANCE	4/1/2008	\$2,884.75	\$ 2,351.20
INCOME-DUES	-----	\$ 30.00	\$ 1,173.75
INCOME-SHIRTS&CAPS		\$ -	\$ -
INCOME-FOOD	-----	\$ -	\$ -
INCOME-50/50	-----	\$ 4.50	\$ 17.50
INCOME-MISC	-----	\$ 100.00	\$ 100.00
EXPENSE-FIELD	-----	\$ 224.94	\$ 684.94
EXPENSE-NEWSLETTER		\$ -	\$ 8.20
EXPENSE-SHIRTS&CAPS		\$ -	\$ -
EXPENSE-FOOD	-----	\$ 69.05	\$ 69.05
EXPENSE-AMA	-----	\$ -	\$ 105.00
EXPENSE-Web	-----	\$ -	\$ -
EXPENSE-meeting room		\$ 25.00	\$ 75.00
EXPENSE-MISC	-----	\$ -	\$ -
BALANCE	5/1/2008	\$2,700.26	\$ 2,700.26

## NEW MEMBERS

Gained two new Associate Members in April bringing the Club total to 33.

Randall Smith and Kirk Nelson are both from Springfield and both are Helicopter pilots. Actually they both appear to be very good helicopter pilots!

Welcome to the Club guys, we are glad to have you join us.

# MEETING MINUTES

## TRI-LAKES R/C FLYING CLUB

### April 8, 2008

President Dave Medley opened the meeting at 6:36 p.m. at the Branson RecPlex. All officers were present. There were 11 members present. The minutes from the March meeting were approved as published in the April Newsletter. Treasurer Erv Rohde reported that the current treasury balance was \$2884.75 as of April 1<sup>st</sup> with 33 paid members. The 50/50 raffle was won by Bob Pilecki who received one half of \$9.00.

#### **Committee Reports:**

There were no committee reports.

#### **Announcements and Old Business:**

Since the weather for our Fun Fly, scheduled this coming Sat., April 12 is not looking real good, it was decided not to have it this weekend. It will be postponed until two weeks later, April 26<sup>th</sup> and to have a work day the 19<sup>th</sup>. Members will be notified as to any changes.

Annette McEvoy read several flyers regarding other clubs upcoming events and information she obtained from AMA regarding the insurance issue pertaining to the new Park Flyer program insurance and how it affects our Club. She was told that our coverage is the same as always. If someone (a park flyer) is flying at our field, they must be a current AMA member – our insurance is the same, their insurance only covers them when flying park flyers-NOT any other type of aircraft. She also announced that we've received our new charter for 2008 and our insurance policy. We have also been recognized as a Silver Leader club for this year and will be receiving a plaque and pins shortly.

Correspondence regarding the U.S. Scale team was read and the request for donations was discussed. Nothing resulted.

Dave Medley gave a report on his presentation with the cub scouts (as reported in our Newsletter)– the local newspaper will be running a story. There are approximately 50 members in this troop and they expressed an interest in coming out to our field for a demo.

John Woods told everyone about the upcoming air boat events being held at Rock-A-Way Beach April 25<sup>th</sup> through 27<sup>th</sup>. If you're interested, contact him for further information. He also mentioned member Keith Oxby's write-up in the St. John's publication

Erv Rohde announced that we have our signed lease for 2008 and Mark Niebrzydowski repaired our mower for \$204.94 in parts. We also have two new associate members who are heli pilots. There was considerable discussion regarding the dual heli/fixed wing use of the field. It was decided that the best course of action would be to have a Club policy in place that would be fair to all members. Safety officer Gene Fuson was appointed to head up a committee and present the members with their recommendation so that we can arrive at an equitable dual use policy.

#### **New Business:**

There was no new business.

#### **Program:**

Reeder Jones brought his new Christian Eagle by Cox. It has a 110 watt brushless motor, an 18 amp speed control and 3 cell Li-Po battery. He's had quite a time trying to get this together beginning with the broken fuselage when it arrived, burning up a motor and the terrible manual. He did mention that they were really good about replacing the parts!

Bud Austin said that he has a bunch of stuff from Bill Jones including 3 or 4 wings, misc. plans and Airtronics servos if you are interested.

Jack & Annette had their Zenoah G45 powered, highly modified Kangee Rearwin Speedster and a presentation about all of the changes they've made including the struts, landing gear, and other scale details such as the screws around the window areas, instrument panel, etc. The yellow Solortex covered model is finished with automotive paint and features Cal-Grafx striping & lettering.

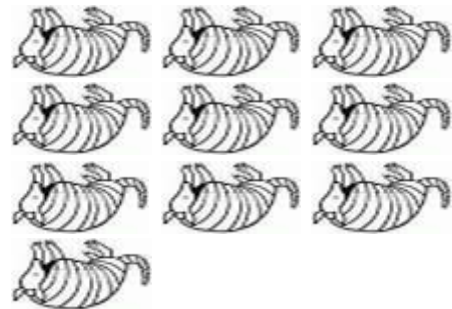
The meeting adjourned at 7:31 p.m. before the presentation could be completed due to a false fire alarm!





Above are photos of Sid Beckham's Hanger 9 Piper Pawnee ARF on its maiden flight and just after landing. This 80 inch wing span model is a faithful and great looking representation of the actual plane. Sid has a .46 2-stroke in it which is at the low end of the power recommendation, however, it flew quite well. Actually fairly slow but very steady.

Below is our Club exterminator, Trapper Fritz, with two more varmints that will not be digging holes in our runway. Unfortunately nature abhors a vacuum and other armadillos will probably move into the area unless we are able to take away their food source, I.e. grubs in the ground.



Check out Fritz's Hog bi-plane and you will probably see the above 10 upside-down armadillos on the side of the fuselage.

## BUILDING TIPS by Don Johnson

Magnets work great for hatches, covers, cowls or scale details on model airplanes. They can be used on scratch built projects, kits or ARF's to add access hatches where you want them. They come in many sizes, some of which are shown below.



On the right are four magnets from Magcraft ([magcraft.com](http://magcraft.com)) and range in size from 3/8"dia.x1/8" to 1/8"dia. x1/16". They are strong and economical when ordered in quantity. Kjmagnetics.com and others have similar product lines. The center magnet is from Radio Shack, about 3/16"dia. x1/16". They work well but are very expensive if you need very many. The black rectangular magnet, .4"x.2"x1", is strong and free if you use a Sonicare battery operated tooth brush. There are two magnets in every brush head. The silver bar is with the black waterproof coating scraped off and two square magnets are from cutting a bar in two with a chisel. You could also snap them apart with two pair of pliers. Usually you glue magnets in opposing holes. To prevent gluing the magnets together, glue one magnet in first and let dry.

# MAY (POSTPONED FROM APRIL) FUN FLY

When? MAY 17th

BBQ starts at noon

Pilot's meeting at 1 PM

There will be three events.

**Event 1. TIMED FLIGHT with LOOPS** Take off and do as many loops as possible in the first 60 seconds after lift off and land (stop) on the runway in exactly 90 seconds after lift off. Pilot will receive 5 points for each decent loop (judges decision) and 1 point penalty for each second off the 90 second mark. There will also be a 10 point penalty if the plane stops off the runway. Pilot will be told when the 60 second mark is met but will get no further timing information. A novice pilot will be awarded 5 bonus points. High score wins.


**Event 2. ERV'S GROUND TARGETS** NEED A PLANE WITH STEERABLE WHEEL. TIME STARTS WHEN PLANE TOUCHES STARTING LINE. OBJECT: KNOCK DOWN 5 TARGETS WITH WING, THEN TIME STOPS WHEN YOU TOUCH FINISH LINE. SHORTEST TIME WINS. PENALTYS; 1 BREAK A TARGET, 5 SECONDS. 2 WHEELS LEAVE GROUND, 10 SECONDS. 3 DESTROY A TARGET WITH PROP, 20 SECONDS.

**Event 3. PRECISION DEAD STICK LANDING** Take off and gain sufficient altitude to land dead stick on the target in exactly 30 seconds. When ready tell the timer "NOW" and simultaneously turn off the engine/motor. Glide to and stop on the target. There will be a 1 point penalty for each foot the plane stops away from the target and a 1 point penalty for each second more or less than the allowed 30 seconds. Time starts at "NOW" and ends when the plane stops. Low score wins. .

**Pilots can use any fixed wing aircraft they want in any event.**

---

**MAGNETS** Place a piece of Saran Wrap over the magnet, then the opposing magnet and then glue the mating piece to the opposing magnet. Remember magnets have a north and south pole and that opposite poles attract and like poles repel. One way to prevent gluing two magnets in and finding the magnets have like poles facing each other is to stack all the magnets that will be used such as in the picture to the right. Now mark the top magnet with a Sharpie marker, let dry a few seconds, slip the top magnet off and place it on the bottom. Repeat until all the magnets have a mark on the top and an unmarked bottom. When gluing the magnets in position make sure that one side is marked and will touch the opposing magnet on the unmarked side.



# MAY MEETING

MAY 13, 2008 6:30 pm

Meet at **ROCKY TOP FIELD**

## Program

**Bring your current projects  
for show and tell**

### TRI-LAKES R/C FLYING CLUB

#### PRESIDENT

DAVE MEDLEY 739-5931

#### VICE-PRESIDENT

BOB PILECKI 338-0868

#### SECRETARY

ANNETTE McEVOY  
417 581-1241

#### TREASURER

ERV ROHDE 538-2439

#### SAFETY OFFICER

GENE FUSON 538-9346

#### FIELD MARSHALL

DICK PETERSON 779-2361

#### INSTRUCTORS

RAY DIXSON 870 426-4310

JOE MAJOR 336-8060

GREG MCKENZIE

ERV ROHDE 538-2439

JOHN WOODS 338-8419

## SAFETY FIRST

Avoid tunnel vision while taxiing or flying. While you shouldn't take your eyes off your airplane you can train yourself to use your peripheral vision. This doesn't allow you to see everything, but makes you aware of objects in your vicinity. Learn to use your peripheral vision and you'll find that you won't be flying into the trees or other airplane eating objects around our field. You may even avoid a mid-air collision.

See you at the field,  
Gene Fuson  
Safety Officer

### TRI-LAKES R/C FLYING CLUB

Don Johnson - Editor  
272 South Port Ln. Unit 33  
Kimberling City, MO 65686

